

Market Area Statistics



AUSTIN-ROUND ROCK-SAN MARCOS MSA

BASTROP, CALDWELL, HAYS, TRAVIS & WILLIAMSON COUNTIES



\$439,990 ▼ 4.4%
MEDIAN SALES PRICE



2,591 ▼ 10.4%
OF CLOSED SALES

ACTIVE LISTINGS

NEW LISTINGS



PENDING SALES



70 DAYS ▲ 8 DAYS
AVERAGE DAYS ON MARKET



4.9 MOS ▲ 1.1 MOS
MONTHS OF INVENTORY

\$1.49 BIL ▼ 11%
TOTAL SALES VOLUME



AUGUST 2024

YEAR-OVER-YEAR COMPARISON

These statistics are for single-family homes, condos, and townhomes, compared year-over-year.

Market Area Statistics

CITY OF AUSTIN



\$585,000 ▲ 1.8%
MEDIAN SALES PRICE




866 ▼ 16.2%
OF CLOSED SALES

ACTIVE LISTINGS

67 DAYS ▲ 13 DAYS
AVERAGE DAYS ON MARKET



NEW LISTINGS



PENDING SALES



5.4 MOS ▲ 1.5 MOS
MONTHS OF INVENTORY

\$662 MIL ▼ 12.6%
TOTAL SALES VOLUME



AUGUST 2024

YEAR-OVER-YEAR COMPARISON

These statistics are for single-family homes, condos, and townhomes, compared year-over-year.

Market Area Statistics

TRAVIS COUNTY



\$507,875 ▼2.3%
MEDIAN SALES PRICE




1,170 ▼12.4%
OF CLOSED SALES

ACTIVE LISTINGS

60 DAYS ▲ **8 DAYS**
AVERAGE DAYS ON MARKET



NEW LISTINGS



PENDING SALES



5.3 MOS ▲ **1.2 MOS**
MONTHS OF INVENTORY

\$819 MIL ▼10%
TOTAL SALES VOLUME



Market Area Statistics

WILLIAMSON COUNTY



\$428,500 ▼ 3.3%
MEDIAN SALES PRICE




857 ▲ 12.6%
OF CLOSED SALES

ACTIVE LISTINGS


65 DAYS ▲ 5 DAYS
AVERAGE DAYS ON MARKET



NEW LISTINGS



PENDING SALES



4.4 MOS ▲ 1.2 MOS
MONTHS OF INVENTORY

\$423 MIL ▼ 15.3%
TOTAL SALES VOLUME



Market Area Statistics

BASTROP COUNTY



\$359,950 ▲ <1%
MEDIAN SALES PRICE




101 ▼ 24.7%
OF CLOSED SALES

ACTIVE LISTINGS


92 DAYS ▲ 4 DAYS
AVERAGE DAYS ON MARKET



NEW LISTINGS



PENDING SALES



6.9 MOS ▲ 2.1 MOS
MONTHS OF INVENTORY

39.3 MIL ▼ 27.5%
TOTAL SALES VOLUME



PATTEN
TITLE COMPANY

AUGUST 2024

YEAR-OVER-YEAR COMPARISON

These statistics are for single-family homes, condos, and townhomes, compared year-over-year.

Market Area Statistics

CALDWELL COUNTY




\$294,495 ▼ 1.8%
MEDIAN SALES PRICE



47 ▲ 21.5%
OF CLOSED SALES

ACTIVE LISTINGS

NEW LISTINGS



PENDING SALES



44 DAYS ▼ 12 DAYS
AVERAGE DAYS ON MARKET



2.9 MOS ▼ 1.5 MOS
MONTHS OF INVENTORY

\$14.2 MIL ▲ 18.4%
TOTAL SALES VOLUME



AUGUST 2024

YEAR-OVER-YEAR COMPARISON

These statistics are for single-family homes, condos, and townhomes, compared year-over-year.

Market Area Statistics

HAYS COUNTY




\$377,850 ▼ 5.5%
MEDIAN SALES PRICE



417 ▲ 3.5%
OF CLOSED SALES

ACTIVE LISTINGS

NEW LISTINGS



PENDING SALES



81 DAYS ▲ 9 DAYS
AVERAGE DAYS ON MARKET



4.6 MOS ▲ 0.4 MOS
MONTHS OF INVENTORY

\$198 MIL ▼ 1.7%
TOTAL SALES VOLUME

