

Market Area Statistics



AUSTIN-ROUND ROCK-GEORGETOWN MSA

BASTROP, CALDWELL, HAYS, TRAVIS & WILLIAMSON COUNTIES




\$459,450 ▼ < 1%
MEDIAN SALES PRICE



2,968 ▼ 12.8%
OF CLOSED SALES

ACTIVE LISTINGS

NEW LISTINGS



PENDING SALES



57 DAYS ▼ 8 DAYS
AVERAGE DAYS ON MARKET



4.9 MOS ▲ 1.5 MOS
MONTHS OF INVENTORY

\$1.76 BIL ▼ 13.4%
TOTAL SALES VOLUME



Market Area Statistics

CITY OF AUSTIN




\$608,438 ▲ 11.6%
MEDIAN SALES PRICE



1,038 ▲ 2.4%
OF CLOSED SALES

ACTIVE LISTINGS

NEW LISTINGS



PENDING SALES



48 DAYS ▲ 4 DAYS
AVERAGE DAYS ON MARKET



6.2 MOS ▲ 2.7 MOS
MONTHS OF INVENTORY

\$818 MIL ▲ 14.5%
TOTAL SALES VOLUME



Market Area Statistics

TRAVIS COUNTY




\$555,000 ▲ 4.7%
MEDIAN SALES PRICE



1,308 ▼ 18.8%
OF CLOSED SALES

ACTIVE LISTINGS

NEW LISTINGS



PENDING SALES



54 DAYS ▼ 2 DAYS
AVERAGE DAYS ON MARKET



5.6 MOS ▲ 2.0 MOS
MONTHS OF INVENTORY

\$965 MIL ▼ 17.6%
TOTAL SALES VOLUME



Market Area Statistics

WILLIAMSON COUNTY



\$435,000 ▼ <1%
MEDIAN SALES PRICE




1,000 ▼ 11.3%
OF CLOSED SALES

ACTIVE LISTINGS


55 DAYS ▼ 15 DAYS
AVERAGE DAYS ON MARKET



NEW LISTINGS



PENDING SALES



3.9 MOS ▲ 1.2 MOS
MONTHS OF INVENTORY

\$490 MIL ▼ 12.9%
TOTAL SALES VOLUME



Market Area Statistics

BASTROP COUNTY



\$349,995 ▼ 5.4%
MEDIAN SALES PRICE




138 ▼ 9.8%
OF CLOSED SALES

ACTIVE LISTINGS



69 DAYS ▼ 6 DAYS
AVERAGE DAYS ON MARKET



NEW LISTINGS



PENDING SALES



5.5 MOS ▲ 1.0 MOS
MONTHS OF INVENTORY

53.9 MIL ▲ 17%
TOTAL SALES VOLUME



PATTEN
TITLE COMPANY

MAY 2024

YEAR-OVER-YEAR COMPARISON

Market Area Statistics

CALDWELL COUNTY




\$281,990 ▼ 4.9%
MEDIAN SALES PRICE




56 ► 0%
OF CLOSED SALES

ACTIVE LISTINGS

NEW LISTINGS



PENDING SALES



61 DAYS ► 0 DAYS
AVERAGE DAYS ON MARKET



3.0 MOS ▼ 0.1 MOS
MONTHS OF INVENTORY

\$17.2 MIL ▼ 8.9%
TOTAL SALES VOLUME



Market Area Statistics

HAYS COUNTY



\$389,850 ▼ 2.5%
MEDIAN SALES PRICE



466 ▲ 2.4%
OF CLOSED SALES

ACTIVE LISTINGS

NEW LISTINGS



PENDING SALES



69 DAYS ▼ 14 DAYS
AVERAGE DAYS ON MARKET



4.9 MOS ▲ 1.1 MOS
MONTHS OF INVENTORY

\$239 MIL ▲ 8.6%
TOTAL SALES VOLUME

