

Market Area Statistics



AUSTIN-ROUND ROCK-GEORGETOWN MSA

BASTROP, CALDWELL, HAYS, TRAVIS & WILLIAMSON COUNTIES




\$450,000 ▶ **0%**
MEDIAN SALES PRICE



2,563 ▼ **<1%**
OF CLOSED SALES

ACTIVE LISTINGS

NEW LISTINGS



PENDING SALES



80 DAYS ▶ **0 DAYS**
AVERAGE DAYS ON MARKET



3.8 MOS ▲ **0.7 MOS**
MONTHS OF INVENTORY

\$1.48 BIL ▲ **2.1%**
TOTAL SALES VOLUME



Market Area Statistics

CITY OF AUSTIN



\$564,995 ▲ 2.7%
MEDIAN SALES PRICE




900 ▲ 3.1%
OF CLOSED SALES

ACTIVE LISTINGS

74 DAYS ▲ **8 DAYS**
AVERAGE DAYS ON MARKET



NEW LISTINGS



PENDING SALES



4.0 MOS ▲ **1.4 MOS**
MONTHS OF INVENTORY

\$672 MIL ▲ 6.7%
TOTAL SALES VOLUME



Market Area Statistics

TRAVIS COUNTY




\$510,000 ▶ 0%
MEDIAN SALES PRICE



1,190 ▲ 1.4%
OF CLOSED SALES

ACTIVE LISTINGS

NEW LISTINGS



PENDING SALES



78 DAYS ▲ 6 DAYS
AVERAGE DAYS ON MARKET



4.1 MOS ▲ 1.3 MOS
MONTHS OF INVENTORY

\$828 MIL ▲ 5.1%
TOTAL SALES VOLUME



Market Area Statistics

WILLIAMSON COUNTY



\$420,000 ▼1.6%
MEDIAN SALES PRICE




869 ▼6.9%
OF CLOSED SALES

ACTIVE LISTINGS


75 DAYS ▼7 DAYS
AVERAGE DAYS ON MARKET



NEW LISTINGS



PENDING SALES



3.0 MOS ►0.0 MOS
MONTHS OF INVENTORY

\$419 MIL ▲7.8%
TOTAL SALES VOLUME



Market Area Statistics

BASTROP COUNTY



\$374,949 ▲ 2%
MEDIAN SALES PRICE




104 ▲ 10.6%
OF CLOSED SALES

ACTIVE LISTINGS


137 DAYS ▲ 42 DAYS
AVERAGE DAYS ON MARKET



NEW LISTINGS



PENDING SALES



4.9 MOS ▲ 0.7 MOS
MONTHS OF INVENTORY

44.9 MIL ▲ 25%
TOTAL SALES VOLUME



Market Area Statistics

CALDWELL COUNTY




\$304,938 ▲ <1%
MEDIAN SALES PRICE



40 ▲ **60%**
OF CLOSED SALES

ACTIVE LISTINGS

NEW LISTINGS



PENDING SALES



53 DAYS ▼ **1 DAY**
AVERAGE DAYS ON MARKET



4.6 MOS ▼ **0.3 MOS**
MONTHS OF INVENTORY

\$14.4 MIL ▲ **73.6%**
TOTAL SALES VOLUME



Market Area Statistics

HAYS COUNTY




\$388,005 ▼ <1%
MEDIAN SALES PRICE



360 ▲ 4.3%
OF CLOSED SALES

ACTIVE LISTINGS

NEW LISTINGS



PENDING SALES



87 DAYS ▼ 14 DAYS
AVERAGE DAYS ON MARKET



4.3 MOS ▲ 0.6 MOS
MONTHS OF INVENTORY

\$178 MIL ▲ 6.3%
TOTAL SALES VOLUME

