

Market Area Statistics

AUSTIN-ROUND ROCK MSA

BASTROP, CALDWELL, HAYS, TRAVIS & WILLIAMSON COUNTIES




\$430,000 ▼ **4.4%**
MEDIAN SALES PRICE

SOLD

1,667 ▲ **4.3%**
OF CLOSED SALES

ACTIVE LISTINGS

NEW LISTINGS



PENDING SALES



86 DAYS ▲ **10 DAYS**
AVERAGE DAYS ON MARKET



3.2 MOS ▲ **0.5 MOS**
MONTHS OF INVENTORY

\$892 MIL ▼ **2.7%**
TOTAL SALES VOLUME



PATTEN
TITLE COMPANY

JANUARY 2024

YEAR-OVER-YEAR COMPARISON

Market Area Statistics

CITY OF AUSTIN




\$534,500 ▲ 1.8%
MEDIAN SALES PRICE



520 ▲ 18.5%
OF CLOSED SALES

ACTIVE LISTINGS

NEW LISTINGS



PENDING SALES



81 DAYS ▲ 19 DAYS
AVERAGE DAYS ON MARKET



3.2 MOS ▲ 1.0 MOS
MONTHS OF INVENTORY

\$348 MIL ▲ 18%
TOTAL SALES VOLUME



PATTEN
TITLE COMPANY

JANUARY 2024

YEAR-OVER-YEAR COMPARISON

Market Area Statistics

TRAVIS COUNTY




\$478,500 ▼ 4.2%
MEDIAN SALES PRICE



712 ▼ 4.9%
OF CLOSED SALES

ACTIVE LISTINGS

NEW LISTINGS



PENDING SALES



85 DAYS ▲ 18 DAYS
AVERAGE DAYS ON MARKET



3.4 MOS ▲ 1.0 MOS
MONTHS OF INVENTORY

\$447 MIL ▼ 9.2%
TOTAL SALES VOLUME



PATTEN
TITLE COMPANY

JANUARY 2024

YEAR-OVER-YEAR COMPARISON

Market Area Statistics

WILLIAMSON COUNTY




\$429,000 ▼ 1.9%
MEDIAN SALES PRICE




607 ▲ 9.2%
OF CLOSED SALES

ACTIVE LISTINGS

NEW LISTINGS



PENDING SALES



81 DAYS ▼ 4 DAYS

AVERAGE DAYS ON MARKET



2.6 MOS ▲ 0.1 MOS
MONTHS OF INVENTORY

\$287 MIL ▲ 6.7%
TOTAL SALES VOLUME



PATTEN
TITLE COMPANY

JANUARY 2024

YEAR-OVER-YEAR COMPARISON

Market Area Statistics

BASTROP COUNTY




\$366,018 ▲ 4.6%
MEDIAN SALES PRICE




81 ▲ 28.6%
OF CLOSED SALES

ACTIVE LISTINGS

NEW LISTINGS



PENDING SALES



129 DAYS ▲ 50 DAYS
AVERAGE DAYS ON MARKET



4.5 MOS ▲ 0.4 MOS
MONTHS OF INVENTORY

32.8 MIL ▲ 36.7%
TOTAL SALES VOLUME



PATTEN
TITLE COMPANY

JANUARY 2024

YEAR-OVER-YEAR COMPARISON

Market Area Statistics

CALDWELL COUNTY




\$303,990 ▼ 4%
MEDIAN SALES PRICE



16 ▼ 23.8%
OF CLOSED SALES

ACTIVE LISTINGS

NEW
LISTINGS



PENDING
SALES



59 DAYS ▼ 7 DAYS
AVERAGE DAYS ON MARKET



3.7 MOS ▲ 0.6 MOS
MONTHS OF INVENTORY

\$7.56 MIL ▲ 18.1%
TOTAL SALES VOLUME



PATTEN
TITLE COMPANY

JANUARY 2024

YEAR-OVER-YEAR COMPARISON

Market Area Statistics

HAYS COUNTY





\$366,140 ▼ **14.4%**
MEDIAN SALES PRICE




251 ▲ **2.5%**
OF CLOSED SALES

ACTIVE LISTINGS

NEW
LISTINGS



PENDING
SALES



85 DAYS ▲ **3 DAYS**
AVERAGE DAYS ON MARKET



3.7 MOS ▲ **0.4 MOS**
MONTHS OF INVENTORY

\$117 MIL ▼ **4.9%**
TOTAL SALES VOLUME



PATTEN
TITLE COMPANY

JANUARY 2024

YEAR-OVER-YEAR COMPARISON