

Market Area Statistics

AUSTIN-ROUND ROCK MSA

BASTROP, CALDWELL, HAYS, TRAVIS & WILLIAMSON COUNTIES



\$443,753 ▼ 1%

MEDIAN SALES PRICE




2,295 ▼ 8%

OF CLOSED SALES

ACTIVE LISTINGS

NEW LISTINGS



PENDING SALES



84 DAYS ▲ 11 DAYS

AVERAGE DAYS ON MARKET



3.0 MOS ▲ 0.4 MOS

MONTHS OF INVENTORY

\$1.27 BIL ▼ 8%

TOTAL SALES VOLUME



PATTEN
TITLE COMPANY

DECEMBER 2023

YEAR-OVER-YEAR COMPARISON

Market Area Statistics

CITY OF AUSTIN




\$511,250 ▼ 1%
MEDIAN SALES PRICE




558 ▼ 8%
OF CLOSED SALES

ACTIVE LISTINGS

NEW LISTINGS



PENDING SALES



69 DAYS ▲ 15 DAYS
AVERAGE DAYS ON MARKET



3.0 MOS ▲ 0.9 MOS
MONTHS OF INVENTORY

\$356 MIL ▼ 10%
TOTAL SALES VOLUME



PATTEN
TITLE COMPANY

DECEMBER 2023

YEAR-OVER-YEAR COMPARISON

Market Area Statistics

TRAVIS COUNTY




\$527,500 ▲ 2%
MEDIAN SALES PRICE



915 ▼ 8%
OF CLOSED SALES

ACTIVE LISTINGS

NEW LISTINGS



PENDING SALES



80 DAYS ▲ 19 DAYS
AVERAGE DAYS ON MARKET



3.1 MOS ▲ 0.7 MOS
MONTHS OF INVENTORY

\$628 MIL ▼ 4%
TOTAL SALES VOLUME



PATTEN
TITLE COMPANY

NOVEMBER 2023

YEAR-OVER-YEAR COMPARISON

Market Area Statistics

WILLIAMSON COUNTY




\$425,000 ▼ 2%
MEDIAN SALES PRICE




872 ▼ 10%
OF CLOSED SALES

ACTIVE LISTINGS

NEW LISTINGS



PENDING SALES



81 DAYS ▲ 5 DAYS
AVERAGE DAYS ON MARKET



2.5 MOS ▼ 0.1 MOS
MONTHS OF INVENTORY



\$412 MIL ▼ 14%
TOTAL SALES VOLUME



PATTEN
TITLE COMPANY

DECEMBER 2023

YEAR-OVER-YEAR COMPARISON

Market Area Statistics

BASTROP COUNTY




\$364,450 ▲ 3%
MEDIAN SALES PRICE




108 ▼ 12%
OF CLOSED SALES

ACTIVE LISTINGS

NEW LISTINGS



PENDING SALES



96 DAYS ▲ 25 DAYS
AVERAGE DAYS ON MARKET



4.2 MOS ▲ 0.3 MOS
MONTHS OF INVENTORY



42.3 MIL ▼ 13%
TOTAL SALES VOLUME



PATTEN
TITLE COMPANY

DECEMBER 2023

YEAR-OVER-YEAR COMPARISON

Market Area Statistics

CALDWELL COUNTY




\$321,990 ▲ 2%
MEDIAN SALES PRICE




38 ▼ 9%
OF CLOSED SALES

ACTIVE LISTINGS

NEW LISTINGS



PENDING SALES



60 DAYS ▼ 42 DAYS
AVERAGE DAYS ON MARKET



4.0 MOS ▲ 1.5 MOS
MONTHS OF INVENTORY

\$11.9 MIL ▼ 11%
TOTAL SALES VOLUME



PATTEN
TITLE COMPANY

DECEMBER 2023

YEAR-OVER-YEAR COMPARISON

Market Area Statistics

HAYS COUNTY



\$401,500 ▼ 5%

MEDIAN SALES PRICE




362 ▼ 4%

OF CLOSED SALES

ACTIVE LISTINGS

NEW LISTINGS



PENDING SALES



99 DAYS ▲ **5 DAYS**

AVERAGE DAYS ON MARKET



3.6 MOS ▲ **0.6 MOS**

MONTHS OF INVENTORY

\$174 MIL ▼ 7%

TOTAL SALES VOLUME



PATTEN
TITLE COMPANY

DECEMBER 2023

YEAR-OVER-YEAR COMPARISON