

Market Area Statistics

AUSTIN-ROUND ROCK MSA

BASTROP, CALDWELL, HAYS, TRAVIS & WILLIAMSON COUNTIES



\$462,000 ▼ 10%
MEDIAN SALES PRICE



2,815 ▲ <1%
OF CLOSED SALES

ACTIVE LISTINGS

NEW LISTINGS



PENDING SALES



59 DAYS ▲ **37 DAYS**
AVERAGE DAYS ON MARKET



3.7 MOS ▲ **1.0 MOS**
MONTHS OF INVENTORY

\$1.66 BIL ▼ 7%
TOTAL SALES VOLUME



PATTEN
TITLE COMPANY

JULY 2023

YEAR-OVER-YEAR COMPARISON

Market Area Statistics

CITY OF AUSTIN



\$550,000 ▼ 12%

MEDIAN SALES PRICE




837 ▼ 1%


OF CLOSED SALES

ACTIVE LISTINGS

NEW LISTINGS



PENDING SALES



43 DAYS ▲ 26 DAYS

AVERAGE DAYS ON MARKET



3.9 MOS ▲ 1.5 MOS

MONTHS OF INVENTORY

\$588 MIL ▼ 5%

TOTAL SALES VOLUME



PATTEN
TITLE COMPANY

JULY 2023

YEAR-OVER-YEAR COMPARISON

Market Area Statistics

TRAVIS COUNTY



\$545,000 ▼ 9%
MEDIAN SALES PRICE




1,344 ▲ 5%
OF CLOSED SALES

ACTIVE LISTINGS


51 DAYS ▲ 32 DAYS
AVERAGE DAYS ON MARKET



NEW LISTINGS



PENDING SALES



4.0 MOS ▲ 1.4 MOS
MONTHS OF INVENTORY

\$948 MIL ▼ 3%
TOTAL SALES VOLUME



PATTEN
TITLE COMPANY

JULY 2023

YEAR-OVER-YEAR COMPARISON

Market Area Statistics

WILLIAMSON COUNTY




\$428,350 ▼ 11%
MEDIAN SALES PRICE




895 ▼ 5%
OF CLOSED SALES

ACTIVE LISTINGS

NEW LISTINGS



PENDING SALES



57 DAYS ▲ 36 DAYS
AVERAGE DAYS ON MARKET



3.1 MOS ▲ 0.5 MOS
MONTHS OF INVENTORY

\$445 MIL ▼ 14%
TOTAL SALES VOLUME



PATTEN
TITLE COMPANY

JULY 2023

YEAR-OVER-YEAR COMPARISON

Market Area Statistics

BASTROP COUNTY




\$349,995 ▼ 15%
MEDIAN SALES PRICE




132 ▲ 9%
OF CLOSED SALES

ACTIVE LISTINGS

NEW LISTINGS



PENDING SALES



86 DAYS ▲ 61 DAYS
AVERAGE DAYS ON MARKET



4.6 MOS ▲ 1.2 MOS
MONTHS OF INVENTORY

\$53 MIL ▼ <1%
TOTAL SALES VOLUME



PATTEN
TITLE COMPANY

JULY 2023

YEAR-OVER-YEAR COMPARISON

Market Area Statistics

CALDWELL COUNTY




\$298,048 ▼ 20%
MEDIAN SALES PRICE




44 ▼ 22%
OF CLOSED SALES

ACTIVE LISTINGS

NEW
LISTINGS



PENDING
SALES



64 DAYS ▲ 45 DAYS
AVERAGE DAYS ON MARKET



3.4 MOS ▲ 1.1 MOS
MONTHS OF INVENTORY

\$13.7 MIL ▼ 41%
TOTAL SALES VOLUME



PATTEN
TITLE COMPANY

JULY 2023

YEAR-OVER-YEAR COMPARISON

Market Area Statistics

HAYS COUNTY




\$405,243 ▼ 10%
MEDIAN SALES PRICE



400 ▼ <1%
OF CLOSED SALES

ACTIVE LISTINGS

NEW LISTINGS



PENDING SALES



81 DAYS ▲ **44 DAYS**
AVERAGE DAYS ON MARKET



4.1 MOS ▲ **1.1 MOS**
MONTHS OF INVENTORY

\$207 MIL ▼ 7%
TOTAL SALES VOLUME



PATTEN
TITLE COMPANY

JULY 2023

YEAR-OVER-YEAR COMPARISON