

# MARKET AREA STATS

NOVEMBER 2022  
YEAR-OVER-YEAR COMPARISON

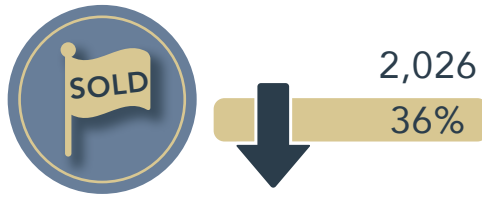
## Austin-Round Rock MSA

BASTROP, CALDWELL, HAYS, TRAVIS & WILLIAMSON COUNTIES


MEDIAN SALES PRICE




CLOSED SALES




AVERAGE DAYS ON MARKET



TOTAL SALES VOLUME



MONTHS OF INVENTORY

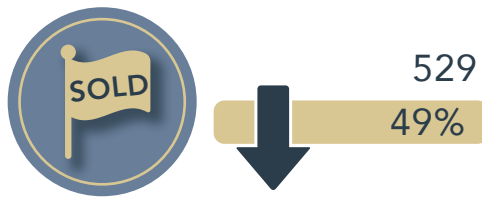


## City of Austin


MEDIAN SALES PRICE



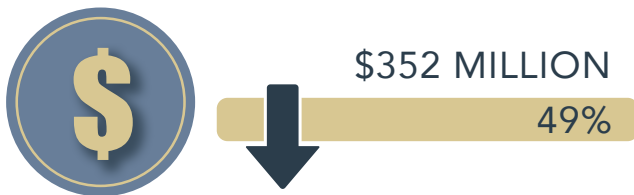
CLOSED SALES



AVERAGE DAYS ON MARKET



TOTAL SALES VOLUME



MONTHS OF INVENTORY



PattenTitle.com

Real Title Solutions



A TRUE PARTNER



SOLUTIONS ORIENTED



VIIP SERVICE

# MARKET AREA STATS


NOVEMBER 2022  
YEAR-OVER-YEAR COMPARISON

## Travis County


MEDIAN SALES PRICE



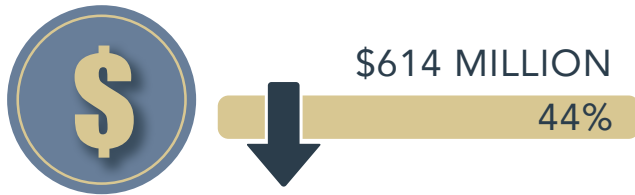
CLOSED SALES



AVERAGE DAYS ON MARKET



TOTAL SALES VOLUME



MONTHS OF INVENTORY

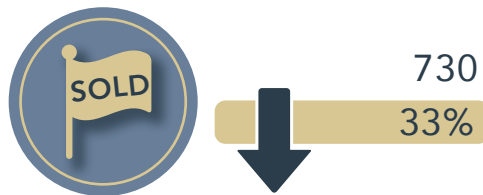


## Williamson County


MEDIAN SALES PRICE



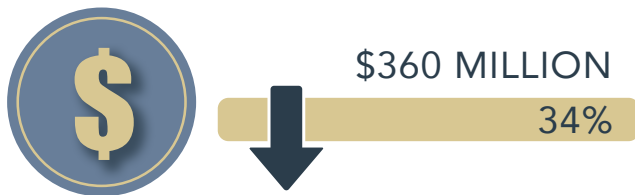
CLOSED SALES



AVERAGE DAYS ON MARKET



TOTAL SALES VOLUME



MONTHS OF INVENTORY



# MARKET AREA STATS


NOVEMBER 2022  
YEAR-OVER-YEAR COMPARISON

## Bastrop County


MEDIAN SALES PRICE




CLOSED SALES




AVERAGE DAYS ON MARKET



TOTAL SALES VOLUME



MONTHS OF INVENTORY

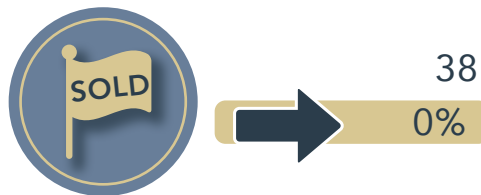


## Caldwell County


MEDIAN SALES PRICE



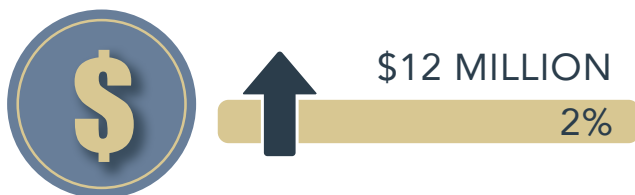
CLOSED SALES



AVERAGE DAYS ON MARKET



TOTAL SALES VOLUME



MONTHS OF INVENTORY



# MARKET AREA STATS

NOVEMBER 2022  
YEAR-OVER-YEAR COMPARISON

## Hays County


MEDIAN SALES PRICE




CLOSED SALES



AVERAGE DAYS ON MARKET



TOTAL SALES VOLUME



MONTHS OF INVENTORY

