

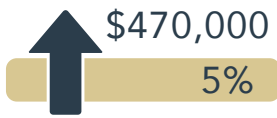
MARKET AREA STATS

SEPTEMBER 2022
YEAR-OVER-YEAR COMPARISON

Austin-Round Rock MSA

BASTROP, CALDWELL, HAYS, TRAVIS & WILLIAMSON COUNTIES

MEDIAN SALES PRICE




CLOSED SALES



AVERAGE DAYS ON MARKET



TOTAL SALES VOLUME

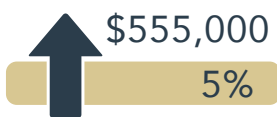


MONTHS OF INVENTORY



City of Austin

MEDIAN SALES PRICE



CLOSED SALES



AVERAGE DAYS ON MARKET



TOTAL SALES VOLUME



MONTHS OF INVENTORY



MARKET AREA STATS


SEPTEMBER 2022
YEAR-OVER-YEAR COMPARISON

Travis County

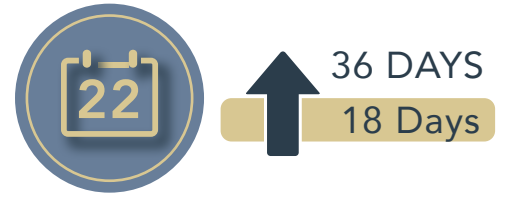
MEDIAN SALES PRICE



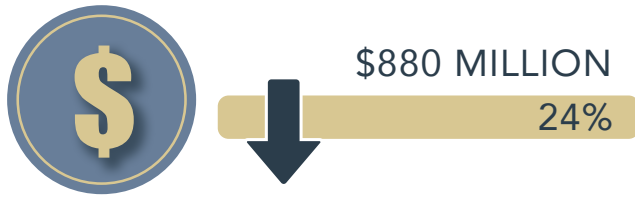
CLOSED SALES




AVERAGE DAYS ON MARKET



TOTAL SALES VOLUME



MONTHS OF INVENTORY

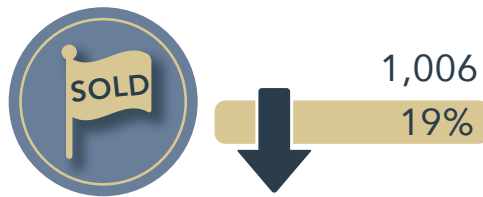


Williamson County


MEDIAN SALES PRICE



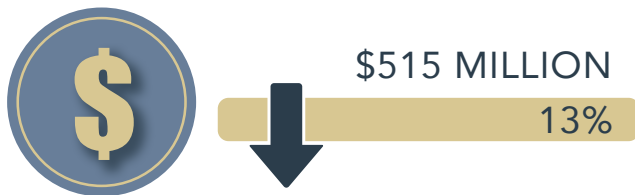
CLOSED SALES




AVERAGE DAYS ON MARKET



TOTAL SALES VOLUME



MONTHS OF INVENTORY



MARKET AREA STATS

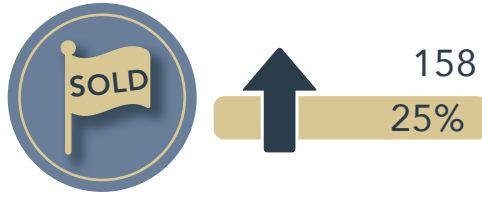
SEPTEMBER 2022
YEAR-OVER-YEAR COMPARISON

Bastrop County


MEDIAN SALES PRICE



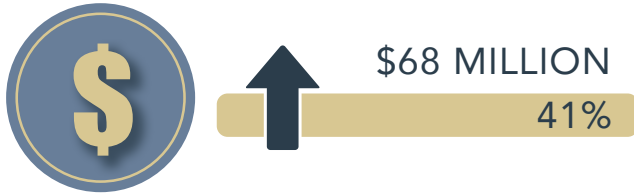
CLOSED SALES




AVERAGE DAYS ON MARKET



TOTAL SALES VOLUME



MONTHS OF INVENTORY




Caldwell County


MEDIAN SALES PRICE




CLOSED SALES




AVERAGE DAYS ON MARKET



TOTAL SALES VOLUME



MONTHS OF INVENTORY

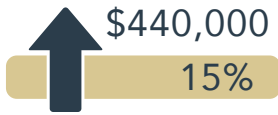


MARKET AREA STATS

SEPTEMBER 2022
YEAR-OVER-YEAR COMPARISON

Hays County

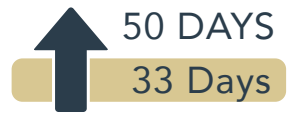
MEDIAN SALES PRICE



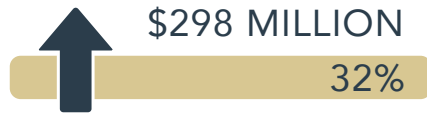
CLOSED SALES



AVERAGE DAYS ON MARKET



TOTAL SALES VOLUME



MONTHS OF INVENTORY

